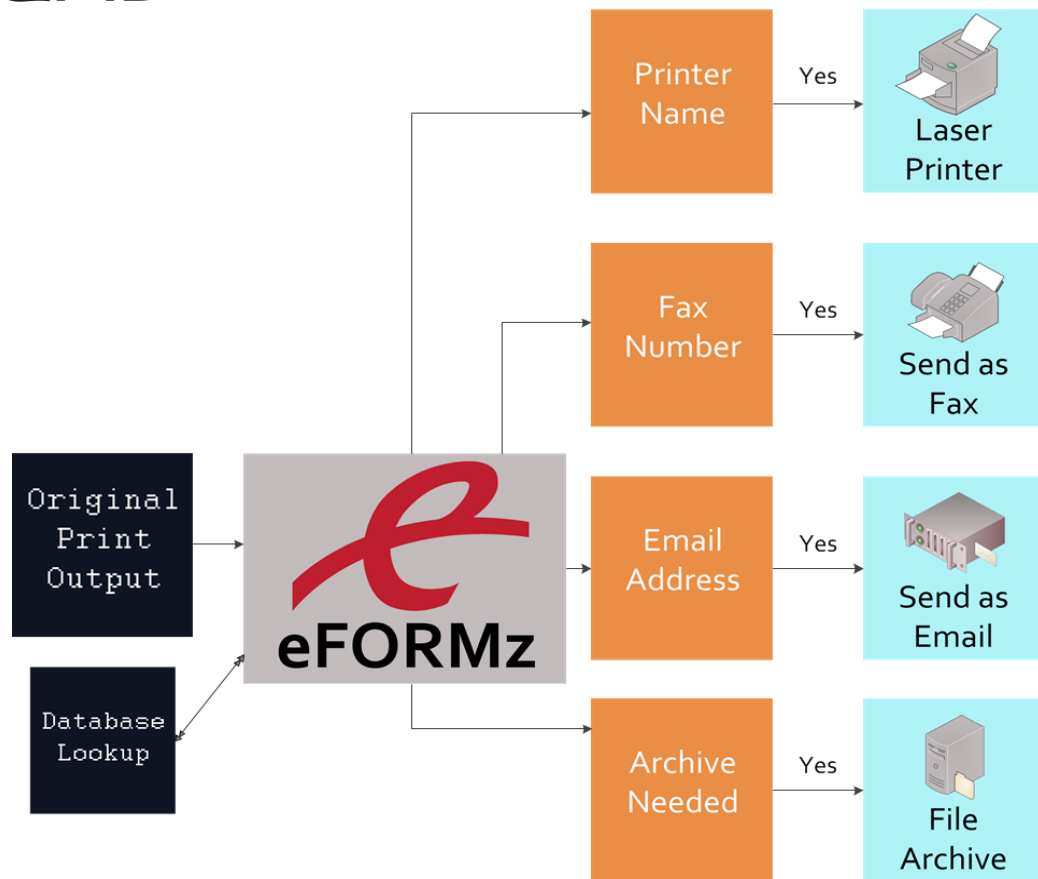


eFORMz Getting Started

QAD



Minisoft® eFORMz™

Version 10.0

Minisoft, Inc.
1024 First Street
Snohomish, WA 98290
U.S.A.

1-800-682-0200
360-568-6602
Fax: 360-568-2923

Minisoft Marketing AG
Papiermühleweg 1
Postfach 107
Ch-6048 Horw
Switzerland

+41-41-340 23 20
info@minisoft.ch
www.minisoft.ch

Internet access:

sales@minisoft.com
support@minisoft.com
<http://www.minisoft.com>
<http://www.minisoft.us>

Disclaimer

The information contained in this document is subject to change without notice.

Minisoft, Inc. makes no warranty of any kind with regard to this material, including, but not limited to, the implied warranties of merchantability and fitness for a particular purpose. Minisoft, Inc. or its agents shall not be liable for errors contained herein or for incidental or consequential damages in connection with the furnishings, performance, or use of this material.

This document contains proprietary information which is protected by copyright. All rights are reserved. No part of this document may be photocopied, reproduced, or translated to another programming language without the prior written consent of Minisoft, Inc.

©2014 by Minisoft, Inc. Printed in U.S.A.

eFORMz 10.0 - January 2014

All product names and services identified in this document are trademarks or registered trademarks of their respective companies and are used throughout this document in editorial fashion only and are not intended to convey an endorsement or other affiliation with Minisoft, Inc.

License Agreement

READ CAREFULLY BEFORE INSTALLING THE MINISOFT SOFTWARE APPLICATION:

CUSTOMER: THE MINISOFT SOFTWARE APPLICATION ("PRODUCT") THAT YOU PURCHASED CONTAINS COPYRIGHTS, TRADE SECRETS, TRADE MARKS, AND OTHER INTELLECTUAL PROPERTY RIGHTS BELONGING TO MINISOFT, INC. ("MINISOFT"), HAVING ITS PRINCIPAL OFFICES LOCATED AT 1024 FIRST STREET, SNOHOMISH, WASHINGTON, 98290, U.S.A. THE PRODUCT MAY BE INSTALLED, COPIED, DISPLAYED, EXECUTED, PERFORMED, OR USED IN ANY OTHER FASHION ONLY IN ACCORDANCE WITH THE TERMS OF THIS LICENSE AGREEMENT ("AGREEMENT" OR "LICENSE"). THE TERMS "YOU" OR "YOURS" ARE SOMETIMES USED HEREIN AND MEAN RESPECTIVELY CUSTOMER OR CUSTOMER'S.

SOMETIMES EACH OF MINISOFT AND CUSTOMER IS REFERRED TO HEREIN AS A "PARTY," AND SOMETIMES THEY ARE COLLECTIVELY REFERRED TO AS THE "PARTIES."

YOU MAY NOT INSTALL, COPY, DISPLAY, EXECUTE, PERFORM OR USE IN ANY OTHER FASHION THE PRODUCT EXCEPT IN ACCORDANCE WITH THE TERMS AND CONDITIONS OF THIS AGREEMENT. IF YOU INSTALL, COPY, DISPLAY, EXECUTE, PERFORM OR OTHERWISE USE ANY PART OF THE PRODUCT, YOU ARE DEEMED TO HAVE ACCEPTED AND YOU ARE BOUND BY ALL THE TERMS AND CONDITIONS OF THIS MINISOFT LICENSE AGREEMENT ("AGREEMENT"). IN ORDER TO USE THE PRODUCT, YOU MAY BE REQUIRED TO OBTAIN A UNIQUE CODE OR CODES FROM MINISOFT TO ENABLE INSTALLATION, COPYING, DISPLAY, EXECUTION, PERFORMANCE AND OTHER USE OF THE SOFTWARE PRODUCT.

IF YOU DO NOT ACCEPT AND AGREE TO THE TERMS AND CONDITIONS OF THIS AGREEMENT, YOU ARE PROHIBITED FROM INSTALLING, COPYING, DISPLAYING, EXECUTING, PERFORMING, OR USING IN ANY OTHER FASHION THE PRODUCT. VIOLATION OF THIS AGREEMENT (1) CONSTITUTES INFRINGEMENT, MISAPPROPRIATION AND CONVERSION OF MINISOFT'S COPYRIGHTS, TRADE SECRETS, AND OTHER INTELLECTUAL PROPERTY RIGHTS, (2) WILL SUBJECT THE INFRINGER TO SIGNIFICANT CIVIL LIABILITIES FOR DAMAGES (INCLUDING WITHOUT LIMITATION STATUTORY DAMAGES) AND OTHER REMEDIES AND LIABILITIES, AND (3) MAY CONSTITUTE VIOLATION OF CRIMINAL LAWS.

IF A CUSTOMER IS PURCHASING AN UPGRADE FOR AN EARLIER VERSION OF THE PRODUCT, THEN THIS AGREEMENT SHALL SUPERSEDE THE TERMS AND CONDITIONS OF THE LICENSE AGREEMENT THAT APPLIED TO THE EARLIER VERSION AS TO THE USE OF THE UPGRADE PRODUCT AS OF THE DATE OF INSTALLATION OF THE UPGRADE.

NOW, THEREFORE, in consideration of the foregoing provisions and the terms and conditions herein contained and for other good and valuable consideration, the receipt and sufficiency of which are hereby acknowledged, the following terms and conditions apply:

A. License Grants

1. Upon MINISOFT's receipt from the Customer of the one-time license fee and further subject to the other terms and conditions herein, MINISOFT grants the Customer a non-exclusive and non-transferable perpetual license: (a) to install and use the Product on only one host computer or business server in the Customer's business organization; and (b) to install the client portion of the Product on a network server for access by more than one personal computer and on any personal computer client accessing the host server program.
2. You may not: (a) allow access to or use of the Product to anyone outside of your organization; (b) decompile, reverse engineer, decrypt, disassemble, or otherwise attempt to copy or replicate the source code; (c) modify or translate those portions of the Product that are provided in an object or source code form, or alter, merge, modify, reverse engineer or adapt the Product in any way including disassembling or decompiling; (d) copy, loan, rent, lease or sublicense, assign, convey, sell, mortgage, pledge, dispose or in any other manner transfer to a third-party any part of or all of the Customer's rights and obligations under this Agreement or in the Product; or (e) otherwise copy, distribute, rent, loan, disseminate, publish, sell or transfer any portion of the Product in any way inconsistent with or contrary to the terms and conditions of the Agreement.
3. Any attempt to violate any prohibitions described in this Agreement shall be considered a material breach of this Agreement, and no attempt to violate section 2(c) or 2(d) in the immediately preceding paragraph shall have any effect, and any prohibited act described therein shall be void and of effect if made by the Customer.
4. You may make one copy of the Product for use as a backup copy (the "Copy") provided that: (i) the Copy includes all notices of copyright and all other proprietary rights appearing in and on the Software Product; (ii) the Copy and the original Product are not in use at the SAME time; (iii) Customer establishes a procedure for accounting for the Copy at all times; and (iv) Customer destroys or returns to MINISOFT the Copy when it is no longer required or when the license grants made hereunder are terminated for any reason, whichever occurs first.
5. This Agreement grants to the Customer a license for use of the Product on the terms and conditions set forth in this Agreement; and (ii) the Customer may not install, copy, perform, execute, display, or use in any other fashion the Product except in accordance with the terms and conditions of this Agreement. By any use of any element of the Product, the Customer shall be deemed to have accepted and be bound by all the terms and conditions of this Agreement.
6. MINISOFT retains and reserves all rights to the Product. Nothing contained herein shall be deemed to convey to the Customer any title to, or an ownership interest in, the Product or any of the intellectual property rights contained in the Product. Upon termination of this Agreement, all rights granted to the Customer herein shall automatically revert to MINISOFT.

B. Termination

The license grants made hereunder shall automatically terminate on the date of any breach by the Customer of any of the terms and conditions of this Agreement. In any such termination, you shall discontinue using the Product. You further agree to return the Product to MINISOFT or destroy all components of the Product and to certify in writing that the Product is no longer in use and that you have kept no copies of the Product. In any such termination of the license grants, none of MINISOFT's rights in law or equity shall be barred, discharged, released, or otherwise impaired by such termination, and MINISOFT reserves all such rights described herein.

C. Confidential Information

The Product also contains MINISOFT's commercially valuable, proprietary and confidential information and trade secrets (collectively "Confidential Information"). You are obligated to preserve and hold in confidence any Confidential Information and may not use any of it except in accordance with the terms and conditions of this Agreement. Confidential Information shall not include what is already public at the date of its disclosure or what later becomes lawfully public through no fault or responsibility of the Customer.

D. Limited Warranties and Limitations on Damages and Remedies.

1. Only the limited warranties expressly described in this section are made to the Customer purchasing this Product. No warranty of any kind, whether express or implied, is made to any third-party or other transferee or successor of the Customer.
2. MINISOFT warrants that it has the right to grant the licenses contained in this Agreement.
3. MINISOFT warrants that this product will execute its programming instructions when properly installed on a properly configured computer for which it is intended. MINISOFT makes no warranty of any kind, implied or express, that the Product will meet Customer's requirements or that the Product will be uninterrupted or error-free.
4. MINISOFT, Inc. warrants the media upon which this Product is recorded to be free from defects in materials and workmanship under normal use for a period of 90 days from the date of purchase. During the warranty period MINISOFT will replace media that prove to be defective. Customer's exclusive remedy for any media that proves to be defective shall be to return the media to MINISOFT for replacement.
5. MINISOFT's only obligation, liability and/or remedy, with respect to the warranties set forth in this Agreement shall be one of the following, which MINISOFT shall have sole discretion to choose: (1) as described above, to provide replacement media (whether in the form of the current release or otherwise) for the Product; (2) to replace, without charge, the Product with a functionally equivalent software product; or (3) to refund the applicable license fees paid to MINISOFT by Customer.

These are the sole and exclusive remedies for any breach of warranty.

6. MINISOFT shall have no obligation, liability or any other kind of responsibility for the costs of restoring any destroyed or defective data, installation of replacement media, or software conversion work made necessary by replacement media, even if MINISOFT had been specifically informed by Customer of the possibility or probability of any such consequences. During the ninety (90) days warranty period for the media, MINISOFT will replace, without charge, on an exchange basis, any media which is not as warranted. Customer must return the defective item postpaid to MINISOFT, postmarked within the time period stated above. Customer must either insure the defective item being returned or assume the risk of loss or damage in transit. Any claim under the above warranty must include a copy of Customer's receipt or invoice or other proof of the date of delivery.

7. Year 2000 Warranty. MINISOFT warrants that the Product will accurately process date/time data (including, but not limited to, calculating, comparing, and sequencing) from, into, and between the twentieth and twenty-first centuries, and the years 1999 and 2000 and leap year calculations, in accordance with the Product's documentation BUT ONLY to the extent that other technology and systems (e.g., software and operating systems, hardware and firmware) used in combination with the Product properly exchanges date/time data with it. In addition to the limitations of liability and remedies described above in this Section, the Year 2000 warranty made herein is made only for ninety (90) days after the date of delivery of the Product and only if any noncompliance is discovered and made known to MINISOFT in writing within such ninety (90) days. The Year 2000 warranty expires after such ninety (90) day period and shall not extend to any events occurring after the expiration date.

8. MINISOFT makes no other warranty, expressed or implied, with respect to the Product.

9. NOTICE. THE WARRANTIES, OBLIGATIONS AND LIABILITY OF MINISOFT AND THE RIGHTS AND REMEDIES OF CUSTOMER SPECIFICALLY SET FORTH IN THIS AGREEMENT ARE THE CUSTOMER'S EXCLUSIVE REMEDIES. MINISOFT DISCLAIMS, AND CUSTOMER HEREBY WAIVES, DISCHARGES AND RELEASES MINISOFT, ITS OFFICERS, DIRECTORS, EMPLOYEES AND AGENTS, FROM ANY AND ALL (1) OTHER WARRANTIES, OBLIGATIONS, OR LIABILITIES AND (2) RIGHTS, CLAIMS, CAUSES OF ACTIONS, EXPRESS OR IMPLIED, ARISING BY LAW OR OTHERWISE IN CONNECTION WITH, REGARDING, OR ARISING FROM THE PRODUCT OR ANY RELATED SOFTWARE, TANGIBLE OR INTANGIBLE ITEMS OR SERVICES PROVIDED UNDER THE AGREEMENT (INCLUDING, WITHOUT LIMITATION, ALL DOCUMENTATION SUPPLIED WITH THE PRODUCT). THE WAIVER, DISCHARGE AND RELEASE INCLUDE, BUT ARE NOT LIMITED TO: (1) ANY IMPLIED WARRANTY OF MERCHANTABILITY OR FITNESS FOR A SPECIFIC PURPOSE; (2) ANY IMPLIED WARRANTY ARISING FROM COURSE OF PERFORMANCE, COURSE OF DEALING, OR USAGE OF TRADE; AND (3) ANY OBLIGATION, LIABILITY, RIGHT, CLAIM, OR REMEDY, WHETHER IN TORT, CONTRACT, OR OTHERWISE. IN NO CASE SHALL MINISOFT BE LIABLE FOR ANY INCIDENTAL, INDIRECT, SPECIAL, CONSEQUENTIAL DAMAGES (INCLUDING, BUT NOT LIMITED TO, LOSS OF USE, REVENUE, PROFIT, OR DATA), PUNITIVE DAMAGES, EXEMPLARY OR OTHER STATUTORY DAMAGES, EXPENSES, COSTS (INCLUDING ATTORNEY FEES). IN ADDITION, IN NO CASE SHALL MINISOFT'S LIABILITY EXCEED THE FEES PAID BY CUSTOMER FOR THE PRODUCT.

E. Updates

Customer is entitled to updates and enhancements to licensed software if under a current Minisoft software update and subscription service. The cost of the update and subscription service will be 20% of the purchase price of the licensed software. The update and subscription service is for twelve (12) months and can be renewed at the customer's discretion.

F. Support Services

A customer that has purchased annual support entitles them to any and all software updates for their licensed product(s) as well as technical support via phone and email. Software Updates are available from our web site, www.minisoft.com. Included with the purchase of support is the use of our Toll Free 800 number, and support email. Days and Hours of support coverage are Monday through Friday 7:30am (Pacific) until 5:00pm (Pacific). When support is purchased or renewed, an update may be downloaded from the Minisoft Website. In cases where support has expired, back-support is charged to bring the support account current. Any supplemental software code provided to you as part of the Support Services shall be considered part of the SOFTWARE PRODUCT and subject to the terms and conditions of this License Agreement.

G. Miscellaneous

1. Governing Law. This Agreement is made for the sole benefit of the parties hereto, and there are no third party beneficiaries to this Agreement. This Agreement shall be interpreted under the laws of the State of Washington, notwithstanding the application of any jurisdiction's choice-of-law rules to the contrary.

2. Independent Contractors. No agency, partnership, joint venture, or employer-employee relationship is created hereby, and neither party nor any of its agents or employees shall have any authority of any kind to bind the other party in any respect whatsoever. Each party is an independent contractor to the other party.

3. No Assignment by Customer. This Agreement shall be binding upon and inure to the benefit of MINISOFT and any successors and assigns. Customer shall have no right to assign or otherwise transfer its rights or obligations under this Agreement except with the prior written consent of MINISOFT, which MINISOFT in its sole discretion and for any reason or no reason provide or withhold.

4. Entire Agreement. This Agreement contains the complete understanding between the parties and shall as of the date the Product is first installed supersede all other agreements, whether they are written or oral, between the parties concerning the particular subject matter. The language of this Agreement shall for all purposes be construed as a whole, according to its fair meaning, not strictly for or against either party, and without regard to the identity or status of any person who drafted all or any part of it. No purchase order or any other purchasing instruments issued by Customer, even if such purchase order or other purchasing instrument provides that it takes precedence over any other agreement between the parties, shall be effective to contradict, modify, delete from or add to the terms of this agreement in any manner whatsoever.

5. Severability. In the event that any one or more provisions of this Agreement is found by a court of competent jurisdiction to be unenforceable or invalid, then notwithstanding any such finding the remainder of this Agreement shall remain in full force and effect, and such provision that is found to be unenforceable or invalid shall be deemed severed.

6. Waiver. Neither party's right to require performance of the other party's obligations hereunder shall be affected by any previous waiver, forbearance, or course of dealing, nor shall any waiver or forbearance or other course of dealing at any time with respect to any term or condition in this Agreement be effective unless evidenced in writing signed by the waiving party as to such waiver, forbearance or other course of dealing. No waiver or modification of this Agreement or any covenant, condition or limitation herein contained shall be valid and no evidence of waiver or modification shall be offered or received in evidence in any proceeding, arbitration or litigation between the parties hereto arising out of or affecting this Agreement or the rights or obligations of the parties hereunder, unless such waiver or modification is in writing duly signed by both parties.

7. Headings, Sections - The various headings in this Agreement are inserted for convenience only and shall not affect the meaning or interpretation of this Agreement or any Section or provision hereof.

8. Disputes; jurisdiction and venue. Customer and MINISOFT consent to personal jurisdiction, subject matter jurisdiction, and venue in the state and/or federal courts sitting in King or Snohomish Counties, State of Washington. Any action relating to this Agreement must be brought in the state or federal courts located in King or Snohomish County, Washington.

9. Attorney's Fees. In the event legal action is brought by either party to enforce any of the provisions of this Agreement, the prevailing party shall recover its reasonable attorney's fees, costs, and expenses, including but not limited to fees, costs and expenses of collecting any judgment.

10. Export. The export of this product is restricted by U.S. export regulations.

11. GOVERNMENT RESTRICTED RIGHTS. The Software Product and documentation are provided with restricted rights. Use, duplication or disclosure by the Government is subject to restrictions as set forth in subparagraph (c) (2) (ii) of the Rights in Technical Data and Computer Software clause at DFARS 252. 227-7013 or subparagraphs (c) (1) and (2) of the Commercial Computer Software-Restricted Rights at 48 CFR 52.227-19, as applicable. Contractor/manufacturer is MINISOFT, INC., 1024 FIRST STREET, SNOHOMISH, WASHINGTON, 98290, U.S.A.

Quick Install

Recommendations/Requirements

We recommend a PC with the following minimal requirements:

- ◆ 2 GB RAM or greater
- ◆ 2 GHz or faster
- ◆ 1024 by 768 with 16 bit resolution

Web Install

From the Minisoft website (www.minisoft.com) please register and download the latest eFORMz install. Once the setup file has been downloaded to your PC:

- ◆ Double click the eFORMz executable eFORMz6_full.exe and follow the on-screen instructions. Default install directory is C:\Minisoft\eFORMz_6\ folder.

QAD Printer Setup

Most customers choose to install eFORMz on the same system with QAD. As eFORMz is a Java-based application, it does not require a dedicated server with a specific operating system. It also permits transmitting the data to another server. This can be done using a directory share (NFS or Samba) or using Secure FTP. A common setup in QAD is to create a single eFORMz printer. This virtual printer can identify the type of data being processed and route it to the appropriate devices and locations.

Prerequisites

We recommend the following:

- ◆ Running QAD system
- ◆ Java 1.5 or later
- ◆ Minisoft eSubmit

Printer Setup Maintenance (36.13.2)

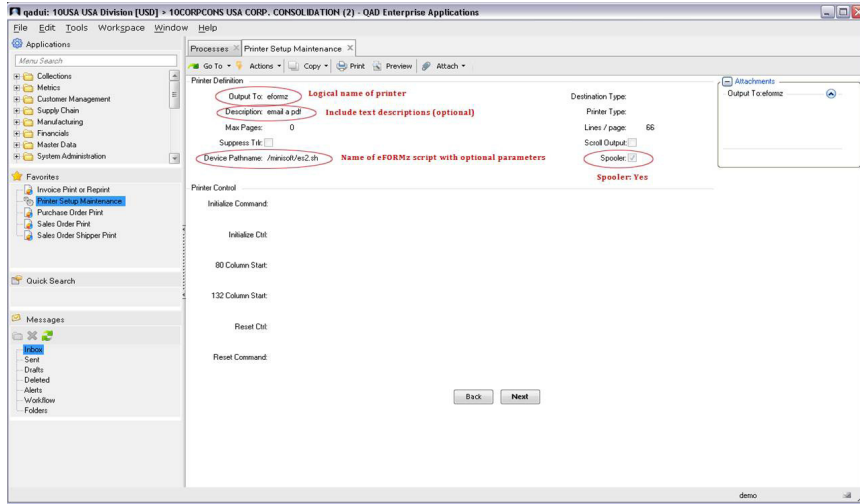
In the Printer Setup Maintenance within QAD, a new printer name and a Minisoft script used to process the data are defined. The only options needed in this script are the directory and filename template. The files will be picked up by eFORMz running as a background service.

Please use the following:

- ◆ *Output To:* Enter the logical name of printer
- ◆ *Description:* Include text descriptions (optional)
- ◆ *Device Pathname:* Name of eFORMz script with optional parameters (Directory & filename template)
- ◆ *Spooler:* Yes

NOTE: The output directory must be writable by users.

Example:



Output To: eformz

Description: email a PDF

Device Pathname: /minisoft/es2.sh (/minisoft directory, /es2 filename template)

Spooler: yes

No other settings needed! In the /minisoft directory there will be a shell script file (es2.sh) which contains:

```
java -jar eSubmit.jar -d /minisoft/input/ -f PurchaseOrder.dat
```

In the /minisoft/input directory, all redirected output will appear as uniquely named files starting with PurchaseOrder#####.dat

NOTE: The script file, "es2.sh" in this example, could be configured to either move the data file to a location for background processing or process the data file immediately. Contact Minisoft support (support@minisoft.com or (800) 682-0200) with your preference before you install eFORMz on a server, and we can create an applicable script file for your needs.

Printer Setup Maintenance (36.13.2) for Windows

For QAD users on the Windows platform, the following example will work:

```

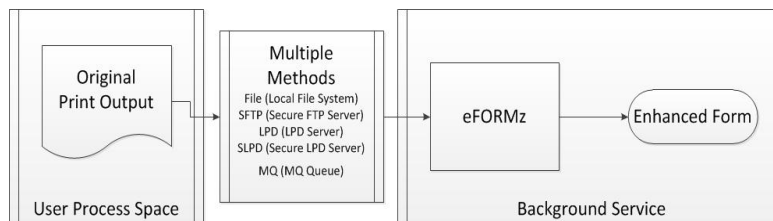
----- Printer Definition -----
Output To: sfz_win                               Destination Type: Default
Description: eFORMz Windows Printer                 Printer Type:
Max Pages: 0                                         Lines / Page: 66
Device Pathname: output.txt                         Scroll Output: no
                                                    Spooler: no
----- Printer Control -----
Initialize Command:
Initialize Ctrl:
80-Col Start Ctrl:
132-Col Start Ctrl:
Reset Ctrl:
Reset Command: "c:\minisoft\eformz_6\esubmit.cmd" output.txt
    
```

Processing Level

eFORMz can either run as a single all-inclusive process or as a background process. The form enhancement processing of the print output can happen at either a background or a foreground priority level.

Background Priority Level

In most cases, we have found that background processing forms from a queue works best. One or more background services running on a server can pick up the files based upon selection criteria:



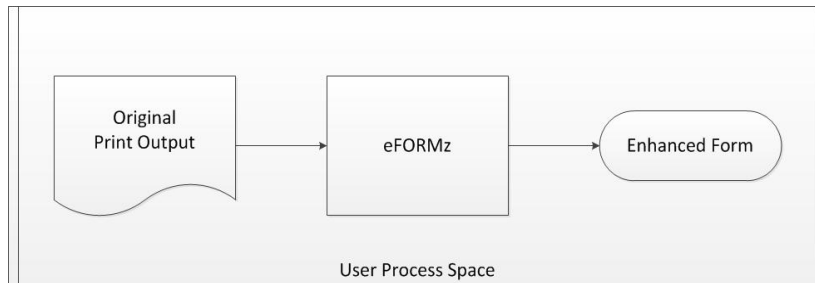
Processing Location

- ◆ Local Workstation
- ◆ Local Server
- ◆ Remote Server (SFTP, LPD, Secure LPD)

The options available for processing location are meant to cover a wide range of needs. The most common and straightforward location is the local server. Everyone has access to it and it allows for a single storage location for form templates and other shared resources. When using the local workstation, options range from a script in a shared server directory to a complete installation of eFORMz. Where needs are complicated and resources are geographically separated, eFORMz has options that permit transferring the print output to a remote server using a variety of protocols for subsequent processing.

Foreground Priority Level

An alternative method is to direct the print output stream directly into eFORMz. For example, when a user action resulting in print output to a label printer needs to be handled by eFORMz, you may configure eFORMz to process and print the enhanced label immediately:



Start Composer

To get to know eFORMz start the eFORMz Composer from your *Start* menu by selecting *Programs > eFORMz g > eFORMz Composer*. The eFORMz Composer application will open. Open one of the sample eFORMz project files (.efz). From the eFORMz Composer *File* menu:

1. Select *File: Open Project*.
2. The *Open* dialog box will display. From the *Look in* field navigate to the following directory:

C:\Minisoft\efORMz_6\Projects\SoftwareProvider_Templates\QAD

Choose a project:

Software Provider Templates - Available in eFORMz 9.5 & Up	
QAD	APChecks - <i>APChecks.efz</i>
	Sales Order - <i>SalesOrder.efz</i>
	Purchase Order - <i>PurchaseOrder.efz</i>

*For this example we are opening the *PurchaseOrder.efz*.

Example: Purchase Order

Item	Description	Unit	Price	Quantity	Total
1	WESLEY BOOT	EA	20.588	1	20.588
2	WESLEY BOOT	EA	20.588	1	20.588
3	WESLEY BOOT	EA	20.588	1	20.588
4	WESLEY BOOT	EA	20.588	1	20.588
5	WESLEY BOOT	EA	20.588	1	20.588
6	WESLEY BOOT	EA	20.588	1	20.588



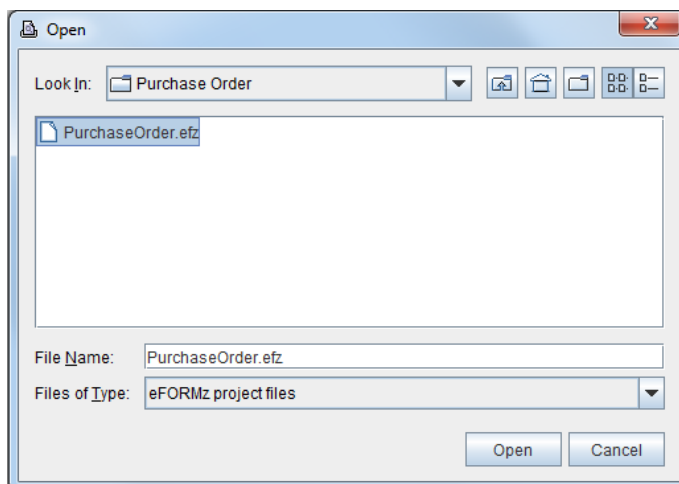
Server with eFORMz

Item	Description	Unit	Price	Quantity	Total
1	WESLEY BOOT	EA	20.588	1	20.588
2	WESLEY BOOT	EA	20.588	1	20.588
3	WESLEY BOOT	EA	20.588	1	20.588
4	WESLEY BOOT	EA	20.588	1	20.588
5	WESLEY BOOT	EA	20.588	1	20.588
6	WESLEY BOOT	EA	20.588	1	20.588
7	WESLEY BOOT	EA	20.588	1	20.588
8	WESLEY BOOT	EA	20.588	1	20.588
9	WESLEY BOOT	EA	20.588	1	20.588
10	WESLEY BOOT	EA	20.588	1	20.588
11	WESLEY BOOT	EA	20.588	1	20.588
12	WESLEY BOOT	EA	20.588	1	20.588
13	WESLEY BOOT	EA	20.588	1	20.588
14	WESLEY BOOT	EA	20.588	1	20.588
15	WESLEY BOOT	EA	20.588	1	20.588
16	WESLEY BOOT	EA	20.588	1	20.588
17	WESLEY BOOT	EA	20.588	1	20.588
18	WESLEY BOOT	EA	20.588	1	20.588
19	WESLEY BOOT	EA	20.588	1	20.588
20	WESLEY BOOT	EA	20.588	1	20.588

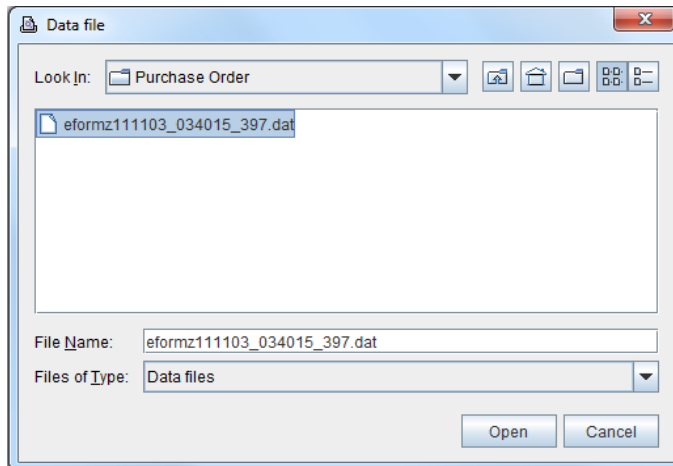
Original Print Output

Getting Started: QAD

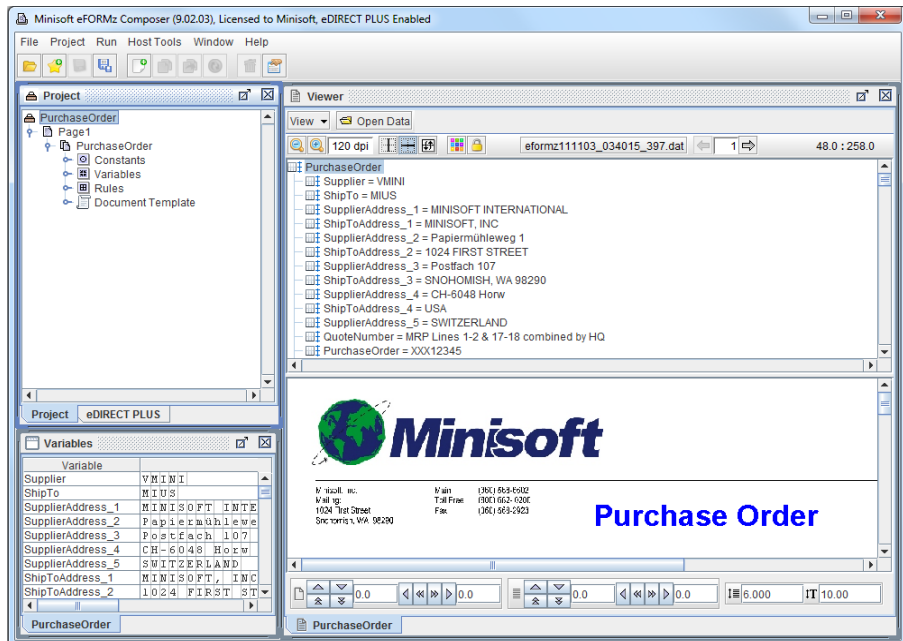
1. Once the project file has been selected click *Open*.



2. The *Data File* dialog box will display. Select the data file from the folder that corresponds to the sample project you selected and select *Open*.

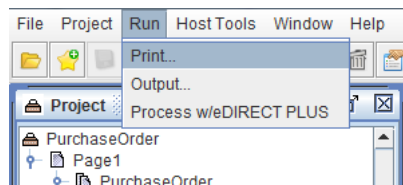


- The eFORMz Composer will now display the form and data:



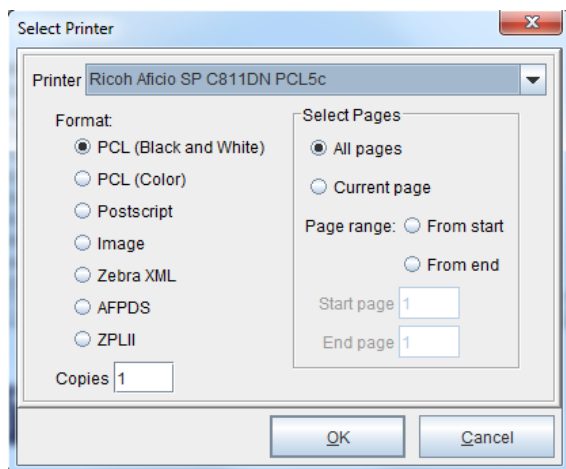
Printing the Form

To test print the form from a local workstation, navigate to the eFORMz Main Menu and select *Run > Print* from the drop down menu:



Getting Started: QAD

The Select Printer dialog box will display:



Select the printer you would like to print to and then choose from one of the following formats:

Format > PCL (Black and White) - for black/white printing to a LaserJet printer.

Format > PCL (Color) - for color printing to a LaserJet printer.

Format > Postscript - for printing to a PostScript printer.

Format > Image - for printing to a non-PCL based printer.

Format > Zebra XML - for Zebra XML printers.

Format > AFPDS - IBM's AFPDS/IPDS printers.

Format > ZPLII - for printing to Zebra Programming Language (ZPL II) printers.



1024 First Street
Snohomish, WA 98290
U.S.A.

800-682-0200
360-568-6602
Fax: 360-568-2923

sales@minisoft.com
support@minisoft.com
www.minisoft.com



Papiermühleweg 1
Postfach 107
Ch-6048 Horw
Switzerland

+41.41.340.23 20

info@minisoft.ch
www.minisoft.ch

© 1983 - 2014 by Minisoft, Inc.